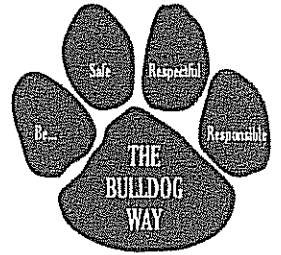


PBIS Cheat Sheet



- **What is PBIS (Positive Behavioral Interventions and Supports)**
 - It is our K-4 Discipline Plan; "The Bulldog Way"
 - It means: Be Safe, Be Respectful, Be Responsible







- **What are the Components**
 - Voice levels-see attached Voice Volume Scale (voice level signs are also posted in rooms and hallway)
 - Classroom matrix- Identifies the Bulldog Way expectations in a specific classroom: what it looks like to be safe, respectful, and responsible in that classroom environment (the classroom matrix should be posted in classroom)
 - Acknowledgement System (response to *positive* behaviors)
 - Paw (or token) is given for appropriate behaviors and choices made by students (extra paws can be found in the classroom yellow PBIS folder or in the office on the counter near the copy machine)
 - Acknowledgement Card/The Bulldog Way card is what the Paws (token) are recorded on or transferred to (this will not need to be done by a sub)
 - Any staff member can give paws out to students
 - Response to Behaviors (response to *inappropriate* behaviors)
 - *Responsibility Logs*-grades K-1 are small booklets and grades 2-4 have them inside their student planners (used for school-parent communication)
 - *Minor Forms*-found in each classroom's yellow PBIS folder, black/purple PBIS binder, or in the office; completed after following the steps in the flow chart attached
 - *Major Forms*-found in each classroom's yellow PBIS folder, black/purple PBIS binder, or in the office (consult with office before issuing)
 - Think Spot-is a designated area in the classroom where students can go to calm, regroup, process/think about a situation that occurred, or their actions.

- **How the PBIS process works**
 - Staff models responsible behaviors and expectations
 - Staff provides positive feedback to student for appropriate behaviors and choices made. This feedback can be a verbal acknowledgment or a PAW (token)
 - Reteach 5:1 (give 5 positives to 1 negative)

VOICE VOLUME SCALE

Hand Signal

Used during these times

	Hand Signal	Used during these times
0	<p style="text-align: center;">Silence</p> 	<ul style="list-style-type: none"> • Hallways during school hours • During bathroom use • When listening in conversation • Listening to a speaker during school gatherings • During Emergency situations • During classroom instruction time
1	<p style="text-align: center;">Whisper</p> 	<ul style="list-style-type: none"> • Buddy/Partner reading • Whisper reading to self • During center time
2	<p style="text-align: center;">Small Group- conversational</p> 	<ul style="list-style-type: none"> • In cafeteria • Guided reading groups • Working in small groups
3	<p style="text-align: center;">Large Group</p> 	<ul style="list-style-type: none"> • Speaking to a large group or class • Community circle • Gym activities
4	<p style="text-align: center;">Outside Voice</p> 	<ul style="list-style-type: none"> • Recess • Assembly responses when appropriate • When in unsafe situation
5	<p style="text-align: center;">Stadium Voice</p> 	<ul style="list-style-type: none"> • Only used at a sports event